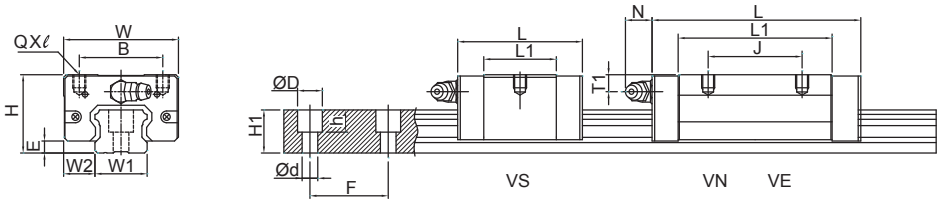


### 2-2 TRH / TRS / TRC International Standard Linear Guide

#### TRS-V Series Specifications

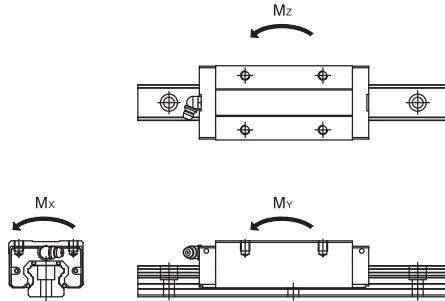


A

Linear Guide

Model No.	Assembly(mm)			Block Dimension(mm)								Rail(mm)						
	H	W2	E	W	B	J	L	L1	QXl	T1	Oil Hole	N	W1	H1	ØD	h	Ød	F
TRS15VS	24	9.5	3.2	34	26	40.3	22.9	M4X5	5.5	M4X0.7	7	15	13	7.5	6	4.5	60	
TRS15VN						26	56.9											39.5
TRS20VS	28	11	4.6	42	32	49.4	27.8	M5X6	4.5	M6X1	14	20	16.5	9.5	8.5	6	60	
TRS20VN						32	68.3											46.7
TRS25VS	33	12.5	5.8	48	35	57.2	35.2	M6X6.5	4.5	M6X1	14	23	20	11	9	7	60	
TRS25VN						35	81											59
TRS30VS	42	16	7	60	40	67.4	40.4	M8X8	8	M6X1	14	28	23	14	12	9	80	
TRS30VN						40	96.3											69.3
TRS35VN	48	18	7.5	70	50	50	109	79	M8X8	8	M6X1	14	34	26	14	12	9	80
TRS35VE						72	153	123										
TRS45VN	60	20.5	8.9	85.5	60	60	124.5	90.5	M10X15	10.5	PT1/8	12.5	45	32	20	17	14	105

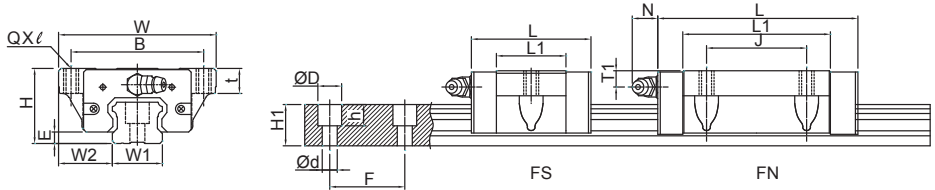
※The above specifications provided are dedicated to XN, UN, please check table 2.2.17 for detail, if other accessories is required, please refer to page A87.



Model No.	Load Rating (kgf)		Static Permissible Moment					Weight	
			Mx (kgf-mm)	My (kgf-mm)		Mz (kgf-mm)		Block (kg)	Rail (kg/m)
	C	Co	Single Block	Single Block	Double Block	Single Block	Double Block		
TRS15VS	908	1471	10,957	6,420	33,531	6,420	33,531	0.09	1.32
TRS15VN	1206	2206	16,436	14,884	70,960	14,884	70,960	0.15	
TRS20VS	1398	2140	21,615	10,700	59,798	10,700	59,798	0.15	2.28
TRS20VN	1896	3307	33,404	26,459	126,998	26,459	126,998	0.23	
TRS25VS	1943	3002	34,826	18,725	97,890	18,725	97,890	0.25	3.17
TRS25VN	2581	4503	52,239	43,407	207,324	43,407	207,324	0.39	
TRS30VS	2697	3962	55,442	26,950	154,224	26,950	154,224	0.48	4.54
TRS30VN	3807	6483	90,722	74,970	355,321	74,970	355,321	0.77	
TRS35VN	5090	8346	142,722	106,070	519,799	106,070	519,799	1.15	6.27
TRS35VE	6667	12274	209,885	233,977	1,070,533	233,977	1,070,533	1.54	
TRS45VN	6758	10887	248,758	158,011	782,271	158,011	782,271	1.98	10.4

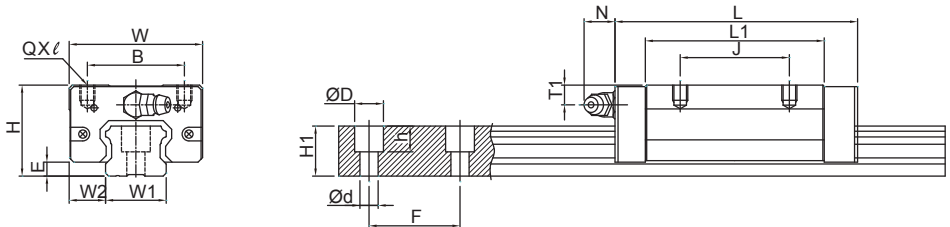
### 2-2 TRH / TRS / TRC International Standard Linear Guide

#### TRS-F Series Specifications



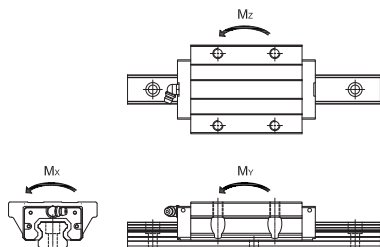
Model No.	Assembly(mm)			Block Dimension(mm)										Rail(mm)					
	H	W2	E	W	B	J	t	L	L1	QXℓ	T1	Oil Hole	N	W1	H1	ØD	h	Ød	F
TRS15FS	24	18.5	3.2	52	41	26	7	40.3	22.9	M5X7	5.5	M4X0.7	7	15	13	7.5	6	4.5	60
TRS15FN								56.9	39.5										
TRS20FS	28	19.5	4.6	59	49	32	9	49.4	27.8	M6X9	4.5	M6X1	14	20	16.5	9.5	8.5	6	60
TRS20FN								68.3	46.7										
TRS25FN	33	25	5.8	73	60	35	10	81	59	M8X10	4.5	M6X1	14	23	20	11	9	7	60

※The above specifications provided are dedicated to XN, UN, please check table 2.2.17 for detail, if other accessories is required, please refer to page A87.

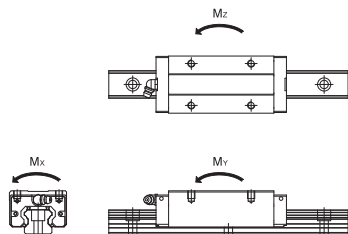


Model No.	Assembly(mm)			Block Dimension(mm)										Rail(mm)					
	H	W2	E	W	B	J	L	L1	QXℓ	T1	Oil Hole	N	W1	H1	ØD	h	Ød	F	
TRC25VE	36	12.5	5.8	48	35	50	110	88	M6X6.5	7.5	M6X1	14	23	20	11	9	7	60	

※The above specification provided is dedicated to XN, UN, please check table 2.2.17 for detail, if other accessories is required, please refer to page A87.



Model No.	Load Rating (kgf)		Static Permissible Moment					Weight	
			Mx (kgf-mm)	My (kgf-mm)		Mz (kgf-mm)		Block (kg)	Rail (kg/m)
	C	Co		Single Block	Single Block	Double Block	Single Block		
TRS15FS	908	1471	10,957	6,420	33,531	6,420	33,531	0.12	1.32
TRS15FN	1206	2206	16,436	14,884	70,960	14,884	70,960	0.19	
TRS20FS	1398	2140	21,615	10,700	59,798	10,700	59,798	0.19	2.28
TRS20FN	1896	3307	33,404	26,459	126,998	26,459	126,998	0.29	
TRS25FN	2581	4503	52,239	43,407	207,324	43,407	207,324	0.51	3.17



Model No.	Load Rating (kgf)		Static Permissible Moment					Weight	
			Mx (kgf-mm)	My (kgf-mm)		Mz (kgf-mm)		Block (kg)	Rail (kg/m)
	C	Co		Single Block	Single Block	Double Block	Single Block		
TRC25VE	3248	6255	72,554	85,112	391,311	85,112	391,311	0.65	3.17